

**TECHNICAL**



The elements have removable, washable covers, the inner case is a **FIRECHECK** material.



We have a unique filling solution of a mix of shredded CONFOR foam called **CRUMB**.



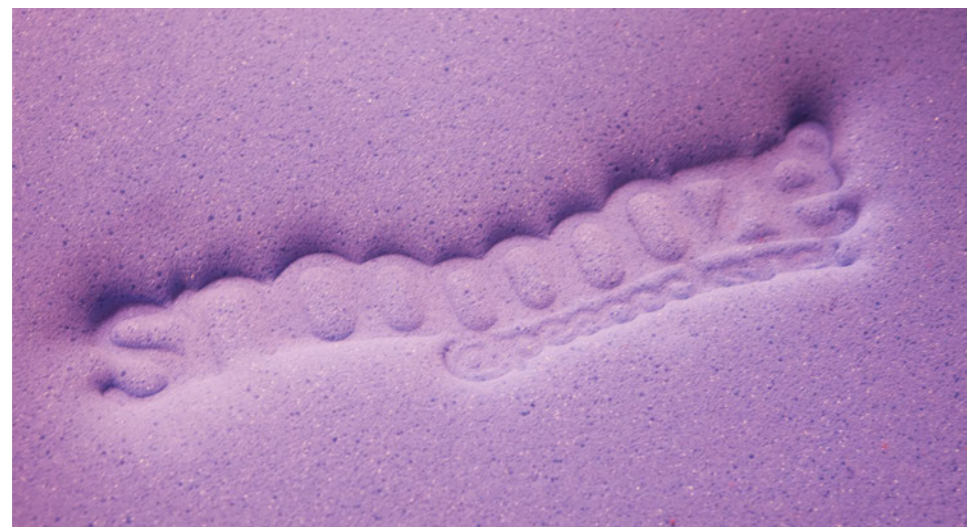
There is also a **COMFY FOAM** option which offers a dynamic and positive supportive surface.



All products are labelled with a unique number for 'track and trace'.



The **DARTEX** fabric range gives us materials to suit the most extreme of applications and washable at 95°C.



**snoozoze**<sup>®</sup>  
POSITION. COMFORT. REST.



**PEACOCKS** The Caring Company

Peacocks **POSTURECARE** | Peacocks Medical Group Limited

Benfield Business Park | Benfield Road | Newcastle upon Tyne | NE6 4NQ | United Kingdom  
t +44 (0) 191 276 9600 | d +44 (0) 276 9636 | f +44 (0) 191 276 9696  
posturecaresales@peacocks.net

**PEACOCKS** The Caring Company

## BODY



Much of the work we do positioning the client requires stabilisation of the trunk, here we use either **PADDED CURVED WEDGES** or **TRI-FOLDS**.



The **PADDED CURVED WEDGE**



The **TRI-FOLD bracket and pad**



The **TWIN SIDE ROLLS** are a positioning element to centralise posture, often used for 'Peg Fed' clients requiring elevation during feeding. There is also a full body version.

## SIDE POSTURE



The **BODY ROLL** and **LARGE PILLOW**, with the roll under the neck and through the groin a stable posture can be achieved, it is possible to supplement the roll with support if needed.




The **BODY ROLL** and **LARGE PILLOW**, for clients presenting with scoliosis/kyphosis their posture has them rolling forwards on one side, in this instance the **BODY ROLL** is placed down the front.




The **BODY ROLL** can be used to help someone stretch, in this posture the right side benefits, not a recommended sleeping position, note the compression on the left side.

## LEGS




The **W LEG TROUGH**, a truly remarkable solution delivering correct positioning at hips and knees.



The **W LEG TROUGH**, with the **WRAP** drawn over giving the final posture.




The **W LEG TROUGH**, for clients demonstrating more tonal external rotation we use a **TWIN WRAP**, which enables individual tension on each leg.



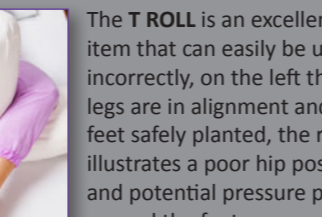
The **W LEG TROUGH**, now has an option for a full cradle support.



The **T ROLL**, on the outside a T but inside the construction is two rolls allowing for very specific adjustment of filling.




The **T ROLL** is an excellent item that can easily be used incorrectly, on the left the legs are in alignment and the feet safely planted, the right illustrates a poor hip posture and potential pressure points around the feet.



## HEAD




The **NECK RING**, used either over or under a pillow gives a keyed position.



The **STAR**, shown here with one point turned under to give positioning.



The **STAR**, all points turned and given extra support from a **SMALL CURVED WEDGE**.




The **SMALL WEDGE**, used either on its sloped or upright faces gives good head positioning, a pair can be used.



The **HEAD BLOCK**, an excellent item that gives ultimate control; it is also necessary to stabilise the body as seen on the right.



## EXTREME LEG POSTURES



The above posture shows extreme **WINDSWEEPING**, gravity and poor positioning have brought both legs over with associated contracture at the knees. By rotating the clients legs to mid-line and positioning the **T ROLL** we can achieve an improved posture, once the legs are repositioned a simple **BRACKET** offers support. This intervention is mainly focused on pressure management and improving personal care.

The **TWIN LEG WEDGE**, used for clients who although can achieve mid-line leg posture are contracted at the knee, the wedges are client specifically sized.

ITEMS SHOWN HERE ARE WORK IN PROGRESS ITEMS, FINISHED ITEMS ARE FULLY DRESSED IN FOAM AND HAVE A REMOVABLE COVER.




The **INSIDE LEG WEDGE**, with many Neuro clients we see presentations which require the need to position one leg, we can support from the inside.



All wedge configurations incorporate a heelcup, often by design for tissue viability issues we can lift the foot off the bed.

ITEMS SHOWN HERE ARE WORK IN PROGRESS ITEMS, FINISHED ITEMS ARE FULLY DRESSED IN FOAM AND HAVE A REMOVABLE COVER.


## POSITIONING THE SYSTEM



The **MATRESS COVER** is a fitted sheet which is 'Hook and Loop' receptive so elements can be firmly positioned.



The **THERAPY MAT** is used without a bed and being 'Hook and Loop' receptive the elements can be firmly positioned. It has been used in rebound therapy as well as to line sensory rooms.



By utilising external supports as well as the bed frame and rails, elements can be positioned without the need for a Mattress Cover.